

POLIPI PLOT

I - Benna a polipo per la raccolta di legna da ardere

GB - Polyp grab for handling firewood and sawn timber

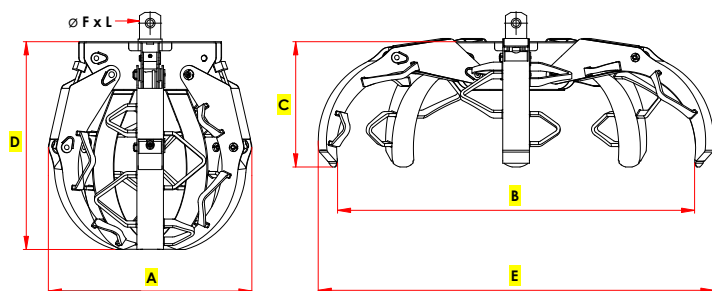
D - Mehrschalengreifer für die Sammlung von Brennholz

F - Grappin pour le chargement de bois de chauffage

E - Pulpo para recogida de leña





DISEGNO TECNICO / TECHNICAL DRAWING



Portata gru a braccio sfilato / Lifting capacity at the end of boom



Peso escavatore / Excavator weight

Modello Type	Denti Teeth nr.	Capacità Capacity Lt	Portata Load kg	Peso Weight kg	Pressione Pressure Max bar	Portata olio Oil flow Lt/min	 Ton.	 Ton.	A mm	B mm	C mm	D mm	E mm	FxL mm
PLOT 120/5	5	120	1000	130	250	30	0,25-0,5	1,5-3,0	780	1400	500	780	1520	25x30
PLOT 285/5	5	285	1500	220	250	60	0,5-1,1	3,0-6,0	950	1805	645	1100	1930	30x40
PLOT 440/5	5	440	2500	393	250	70	1,0-3,0	7,0-12	1140	2330	712	1260	2470	32x80